



PRESENTED BY:

Simon Robitaille, P.Eng., M.Sc.A., M. Eng.

VP Operations and Research Director

Agenda

- TSO₃125L Technology
- D-value Expression
- Chick and Watson Law
- Material Compatibility



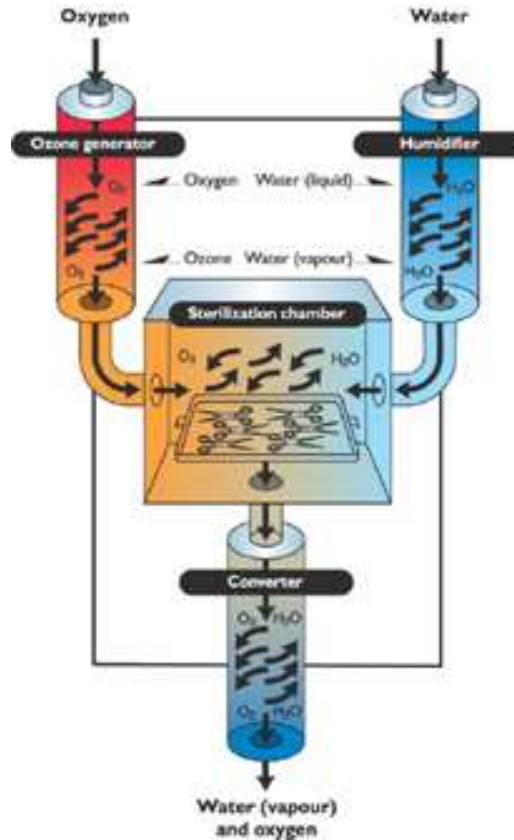
TSO₃ 125L's Features

- ✓ Economical
- ✓ Fast
- ✓ Safe for patients and users
- ✓ Efficacious
- ✓ Green Technology

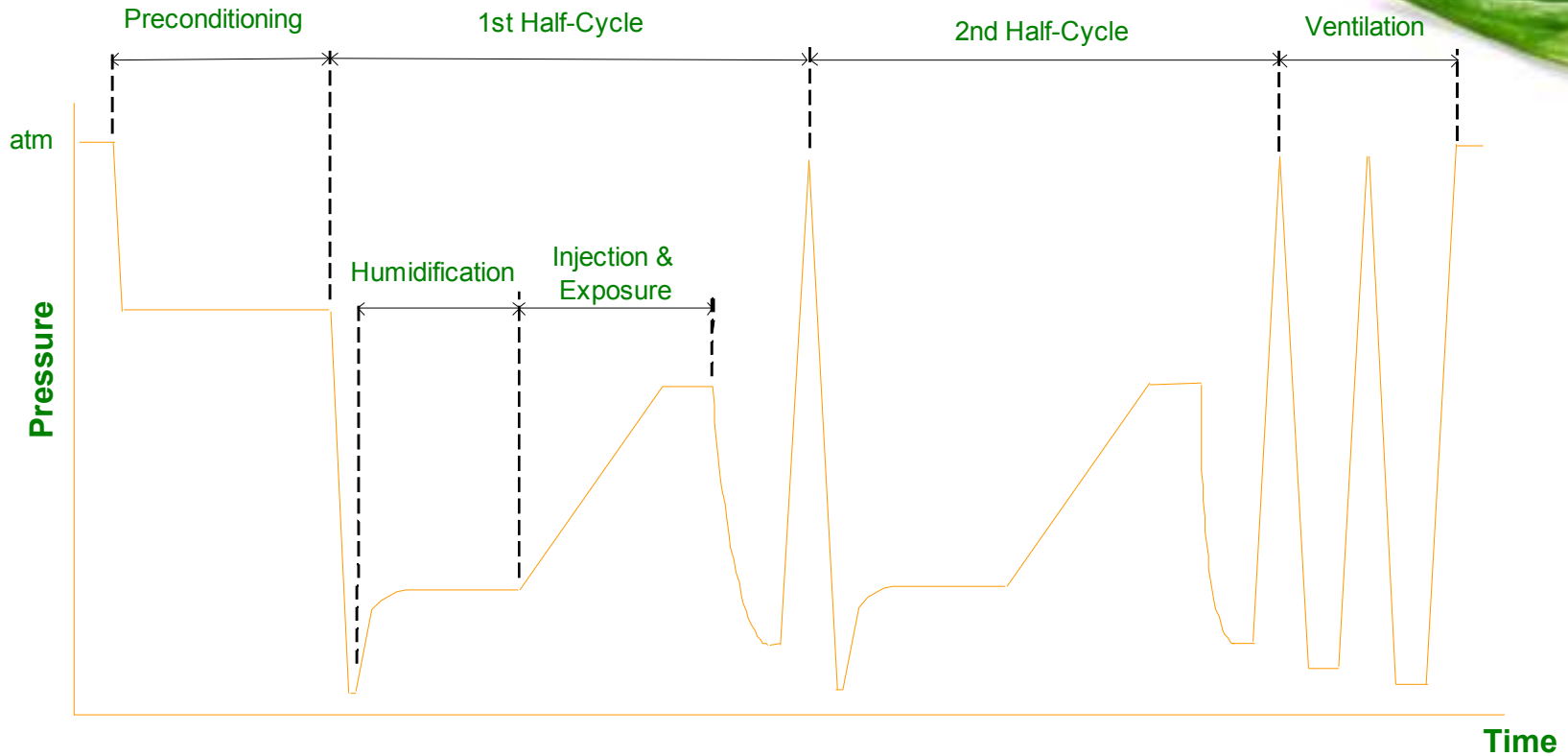


Schematic of the TSO₃ 125L

Flow Diagram



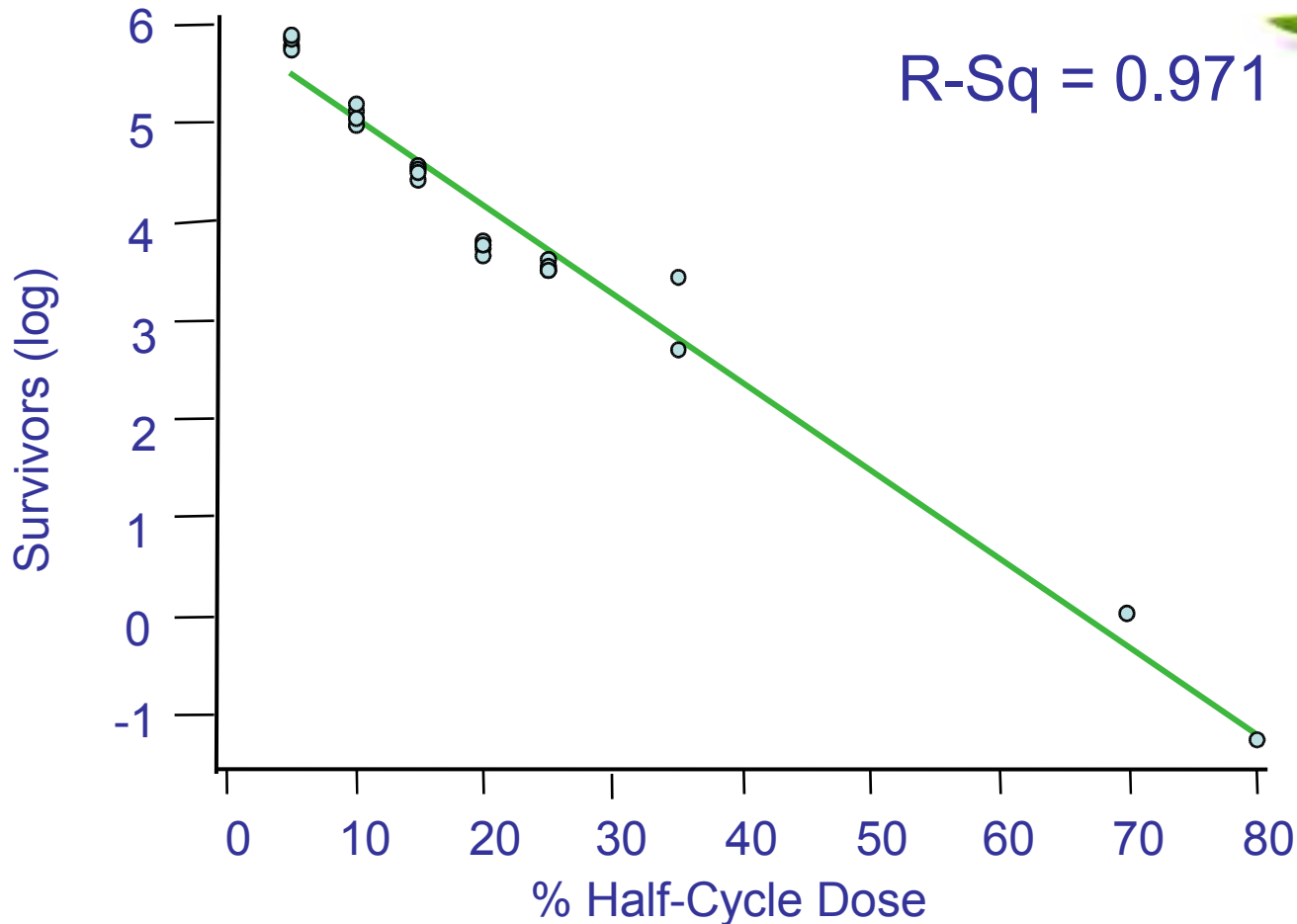
Sterilization Cycle



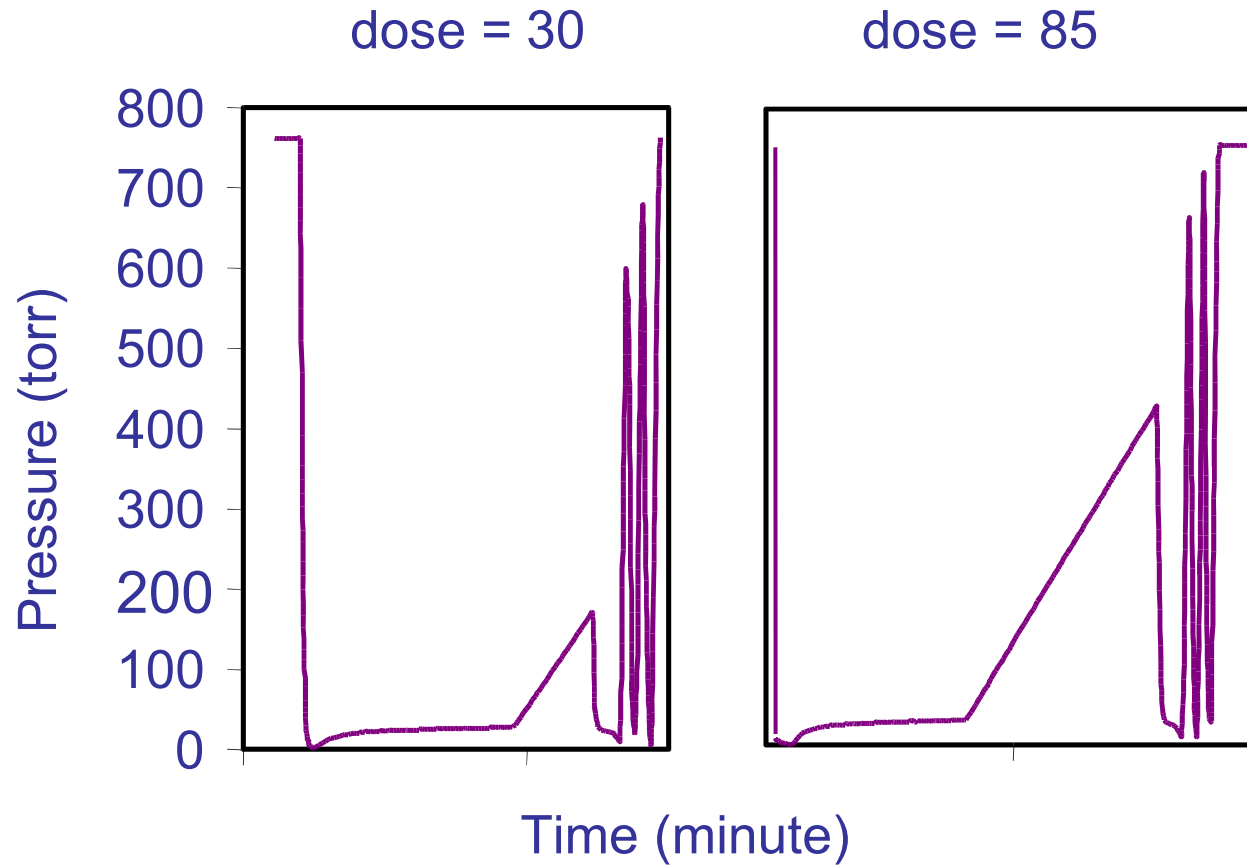
Validation Load



Kill curve by plate count and fraction negative analysis



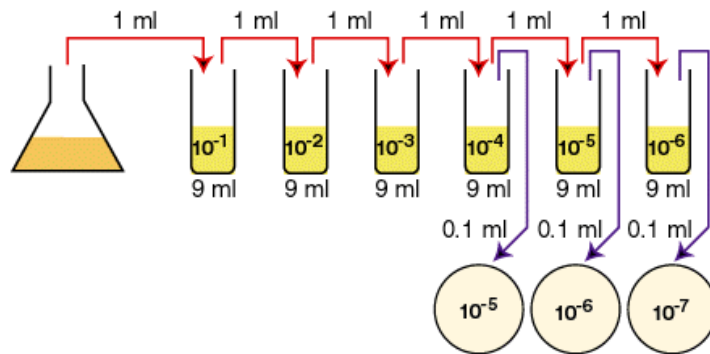
D-value: in dose (mg/L)



Count

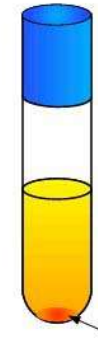
- Survival curve

- BI homogeneisation
- Serial dilution
- Pour plate count



- Fraction negative

- Direct transfert of BI in broth (20 samples /load)



Microorganisms tested

Bacterial spores

Bacillus atrophaeus var. *niger* ATCC 9372

Geobacillus stearothermophilus ATCC 7953

Clostridium sporogenes ATCC 3584

Vegetative bacteria

Staphylococcus aureus ATCC 6538

Salmonella choleraesuis ATCC 10708

Pseudomonas aeruginosa ATCC 15442

Mycobacteria

Mycobacterium terrae ATCC 15755

Fungi

Trycophyton mentagrophytes (with conidia)
ATCC 9533

Non-lipid virus

Poliovirus Type II VR-301

Lipid virus

herpes simplex VR-260

Additional test organisms
suggested in literature

Bacillus pumilus ATCC 27142

AOAC Sporidical Screening Test

Test Number	Carrier	Number of Positives / Number Tested	
		<i>B. subtilis</i>	<i>C. sporogenes</i>
1	Porcelain Penicylinder	0/60	0/60
	Silk Suture Loops	0/60	0/60
2	Porcelain Penicylinder	0/60	0/60
	Silk Suture Loops	0/60	0/60
3	Porcelain Penicylinder	0/60	0/60
	Silk Suture Loops	0/60	0/60

Partial list of instrument tested in in-use

Instruments	Number of contaminated sites / Number of sites tested		
	Aerobic bacteria	Anaerobic bacteria	Yeast and fungi
Sponge classic holding	0/4	0/4	0/4
Peers towel clamp	0/4	0/4	0/4
Gregory classic bulldog clamp	0/4	0/4	0/4
Satinsky Forcep	0/4	0/4	0/4
Articulated Greenberg arm	0/4	0/4	0/4
Vaginal speculum	0/4	0/4	0/4
Biopsy forcep	0/4	0/4	0/4
Stopcock	0/4	0/4	0/4
Kerrison	0/4	0/4	0/4
Rongeur	0/4	0/4	0/4
Lip retractor	0/4	0/4	0/4
Hardy nasal speculum	0/4	0/4	0/4
Raney clip applier	0/4	0/4	0/4
Anderson-Adson retractor	0/4	0/4	0/4
Detrich clamp	0/4	0/4	0/4
Needle holder	0/4	0/4	0/4

Microbial Efficacy

Microorganisms	Control CFU*	Results (#positive / #sample)		
		No load	Hard water	Serum
Vegetative bacteria				
<i>Pseudomonas aeruginosa</i>	1.34x10 ⁶	0/20	0/20	0/20
<i>Staphylococcus aureus</i>	2.23x10 ⁶	0/20	0/20	0/20
<i>Samonella choleraesuis</i>	1.07x10 ⁶	0/20	0/20	0/20
Fungi with conidia				
<i>Trychophyton mentagrophytes</i>	1.11x10 ⁶	0/20	0/20	0/20
Mycobacteria				
<i>Mycobacterium terrae</i>	1.12x10 ⁶	0/20	0/20	0/20
Spore-forming bacteria				
<i>Clostridium sporogenes</i>	0.79x10 ⁶	0/20	0/20	0/20
<i>Bacillus atrophaeus</i>	1.18x10 ⁶	0/20	0/20	0/20
<i>Bacillus pumilus</i>	1.97x10 ⁶	0/20	0/20	0/20
<i>Geobacillus stearothermophilus</i>	1.38x10 ⁶	0/20	0/20	0/20

* CFU: colony forming unit

Prions and Endotoxins



- Inactivation of at least 4 logs at the quarter of cycle
- Oxidation of 0.5µg endotoxin (equivalent to 5×10^5 *E.coli* cells)
- Oxidation of 91,8% of a high level endotoxin vial (125 µg)

Tubing: Diameter vs Length

Internal diameter (mm)	Length (cm)	Number of Positives / Number of Samples
2	25	0/9
3	47	0/9
4	60	0/9

Chick and Watson Law

$$N/N_0 = e^{-\Lambda C^n t}$$

$$\ln(N/N_0) = -\Lambda C^n t$$

$$t = t_i + t_e$$

Chick and Watson Law

$$\ln(N) = \ln(N_0) - \Lambda C_c^n t_i - \Lambda C_c^n t_e$$

$$C_c = C_n \times \frac{P_c}{P_n} \times \frac{T_n}{T_c}$$

$$t_i = \frac{C_c}{C_n} \times \frac{V_c}{Q_{O_2}} \times \frac{(1000 + 0,2334 \cdot C_n)}{1000}$$

Chick and Watson Law

$$\ln(N) = \ln(N_0) - \Lambda (C_c)^{n+1} K - \Lambda (C_c)^n t_e$$

$$n = 0$$

dose

$$\ln(N) = \ln(N_0) - \Lambda C_c K - \Lambda t_e$$

Categories of Compatible Materials



- Inorganic (metals – stainless, aluminum)
- Silicones (o-rings, gaskets, seals)
- Halogenated polymers
- High engineered polymers (rulon, ultem)
- Olefins (HDPE, polypropylene)

TSO₃ Ozone Technology Optimized

- Humidification
- Temperature
- Contact time



Reusable Medical Device Materials

Metals, Non-Metals and Processes

Materials	Rigid Endoscopes	Flexible Endoscopes	Laryngoscopes	Cameras	Light Cables	Graspers	Powered Instruments	Lenses
Metals								
Stainless Steel	X	X	X	X	X	X	X	X
Aluminum	X	X	X	X			X	X
Titanium						X	X	
Non-Metals								
Ceramic	X					X		X
Glass	X	X	X	X	X			X
Adhesive	X							
Processes								
Anodizing	X	X	X	X			X	X
Hard Coat	X	X	X	X	X		X	X
Chem Etching	X	X	X	X	X	X	X	X
Laser Etching	X	X	X	X	X	X	X	X


Reusable Medical Device Materials

Metals, Non-Metals and Processes (Continued)

Materials	Surgical Instruments	Cables	Trocars	Sheath / Bridge	Defibrillators	Dilators	Sterilization Containers	Cases and Trays	Instruments Protectors
Metals									
Stainless Steel	X	X	X	X	X		X	X	
Aluminum		X			X		X	X	X
Titanium	X								
Non-Metals									
Ceramic				X	X				
Glass									X
Adhesive		X			X	X	X	X	
Processes									
Anodizing		X			X		X	X	
Hard Coat	X	X		X	X				
Chem Etching	X	X	X	X	X	X	X	X	
Laser Etching	X	X	X	X	X	X	X	X	

Reusable Medical Device Materials

Plastics and Elastomers



Materials	Rigid Endoscopes	Flexible Endoscopes	Laryngoscope	Cameras	Light Cables	Graspers	Powered Instruments	Lenses
Plastics and Elastomers								
PTFE - Teflon		X		X		X	X	
Silicone		X		X	X	X	X	
Nylon	X	X		X	X	X	X	
ETFE								
Polyethylene HDPE / LDPE								
Polypropylene								
Polysulfone								
Urethane		X		X	X			
Polyetherimide								

Reusable Medical Device Materials

Plastics and Elastomers (Continued)

Materials	Surgical Instruments	Cables	Trocar	Sheath / Bridge	Defibrillators	Dilators	Sterilization Containers	Cases and Trays	Instruments Protectors
Plastics and Elastomers									
PTFE - Teflon	X		X	X					
Silicone	X	X	X	X	X	X			X
Nylon		X			X				
ETFE	X			X					
Polyethylene HDPE / LDPE									X
Polypropylene									X
Polysulfone								X	
Urethane		X			X				
Polyetherimide							X	X	

Materials Compatibility with Oxidizing Decontamination Processes

Material	Peracetic		Hypochloric	
	Acid	Hydrogen Peroxide	Acid	Ozone
Metals	4	3	3	3
Non-metals	3	3	2	3
Plastics and Elastomers	27	23	18	16
Processes	4	1	1	5
Lubricants	Not Listed	Not Listed	Not Listed	6

Metals and Non-Metals

- Stainless Steel
- Titanium
- Anodized Aluminium

- Ceramic
- Glass
- Silica



Plastics and Elastomers

- Ethylene ChloroTetraFluoroEthylene (ECTFE, Halar®)
- Ethylene TetraFluoroEthylene (ETFE, Tefzel®)
- Filled PolyTetraFluoroEthylene (Rulon® 123)
- Fluorinated Ethylene Propylene (FEP)
- High Density Polyethylene (HDPE)
- Low Density Polyethylene (LDPE)
- Polyamide (Nylon)
- PolyChloroTriFluoroEthylene (PCTFE, Kel-F®, Neoflon®)
- Polydimethylsiloxane (PDMS, Silicone)
- Polyetherimide (Ultem®)
- Polymethylmethacrylate (PMMA)
- Polypropylene (PP)
- PolyTetraFluoroEthylene (PTFE, Teflon®)
- PolyVinylideneFluoride (Kynar®, PVDF)
- Rigid Polyvinylchloride (PVC)
- Ultra High Molecular Weight Polyethylene (UHMW)



Processes

- Anodizing
- Chemical Etching
- Laser Etching
- Hard Coat Color Anodizing
- PolyPrint™



Questions?

